

# Skillair® ACTIVE CARBON FILTER

Active carbon filtering systems are the most efficient in the industry as they eliminate all traces of oils, solvents and hydrocarbons, and remove unpleasant odours from the air.

The operating principle is based on active carbon's ability to absorb the majority of the polluting particles in the air thanks to the presence of tiny passages inside the carbon granules.

The incoming air must be filtered (5 µm) and purified (0.01 µm) to increase the duration and efficiency of the cartridge.

The cartridge must be replaced at set intervals since there is no difference in load loss between an efficient cartridge and a saturated one.

**N.B. To maintain the same performance and duration specified on the data sheet, the load loss (ΔP) must not exceed 75 mbar.**



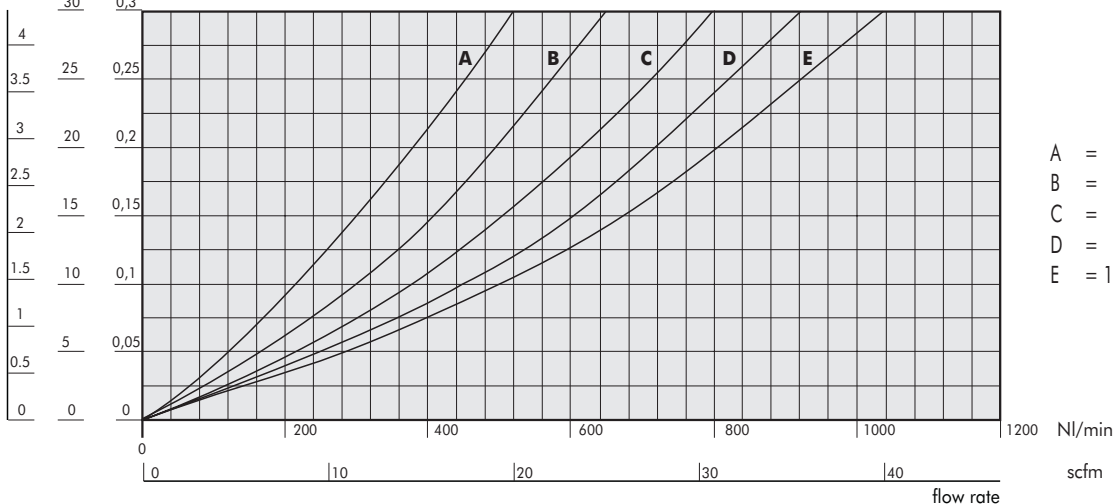
TECHNICAL DATA	AC 100	AC 100	AC 200	AC 200	AC 200	AC 300	AC 300	AC 300
Threaded port	G 1/4	G 3/8	G 1/4	G 3/8	G 1/2	G 1/2	G 3/4	G 1"
Residual oil at 20°C *	0,003 mg/m <sup>3</sup>							
Duration of cartridge *	4000 Hours							
Max. inlet pressure	1.5 MPa					1.3		
	15 Bar					13		
	217 psi					188		
Fluid	0,01 µm filtered and deputed air							
Max temperature at: 1 MPa; 10 bar; 145 psi	50 °C							
	122 °F							
Weight	0.4 Kg		0.9			1.4		
Wall fixing screws	M4 x 50		M5 x 60			M5 x 70		
Mounting position	In any position							
Drain	Manual/Semi-auto (RMSA)							
Notes on use	Upstream it's necessary to mount a coalescence filter deparator of 0,01 mm.							
* if the load loss of 75 mbar is not exceeded								

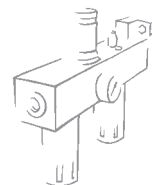
## FLOW CHARTS

### AC 100 1/4 - 3/8

$$\Delta P = (P_m - P_v)$$

Psi    KPa    bar  
30    0,3

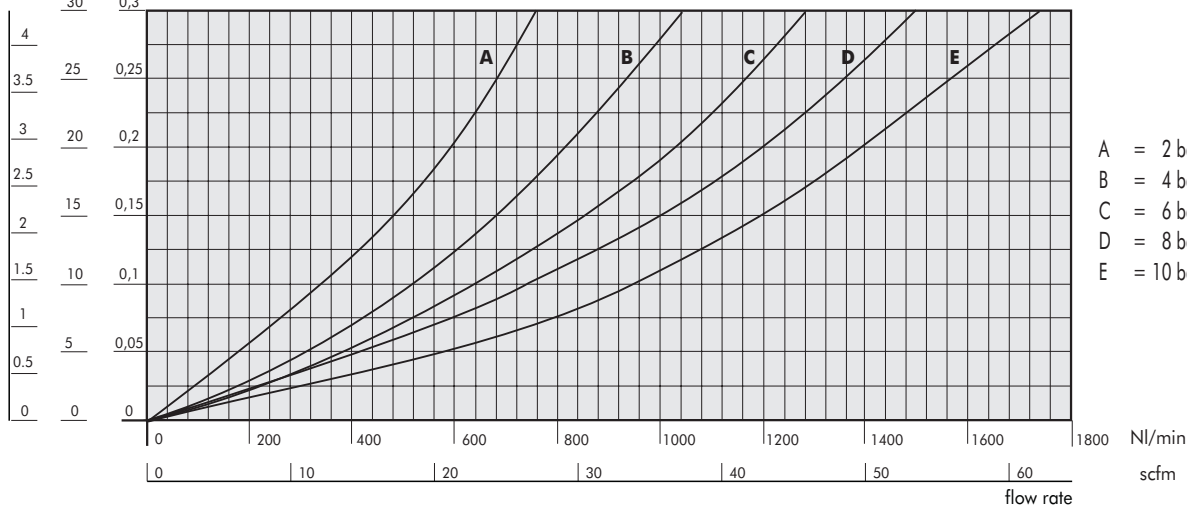




### AC 200 1/4 - 3/8 - 1/2

$$\Delta P = (P_m - P_v)$$

Psi    KPa    bar  
       30    0,3

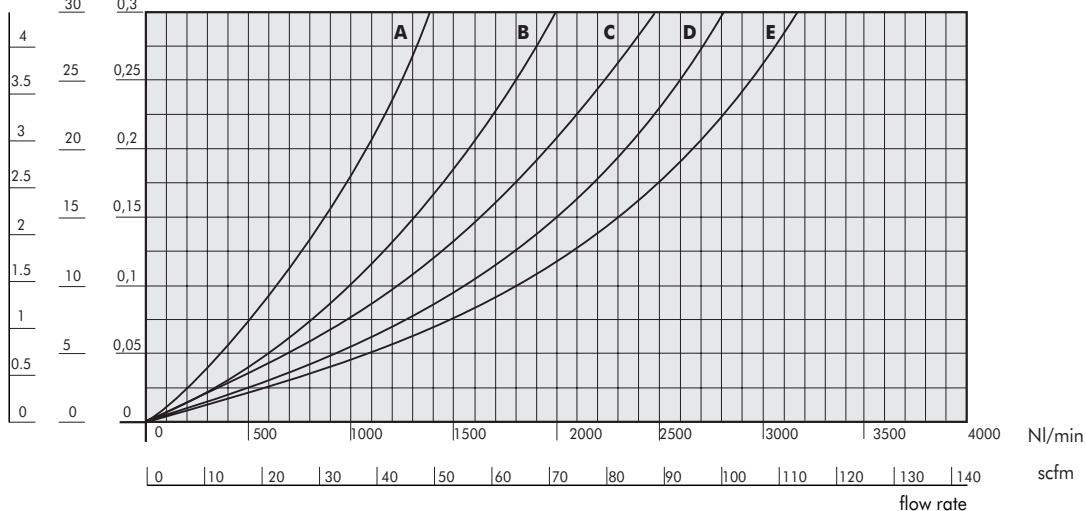


- A = 2 bar - 0,2 MPa - 29 psi
- B = 4 bar - 0,4 MPa - 58 psi
- C = 6 bar - 0,6 MPa - 87 psi
- D = 8 bar - 0,8 MPa - 116 psi
- E = 10 bar - 1 MPa - 145 psi

### AC 300 1/2 - 3/4 - 1

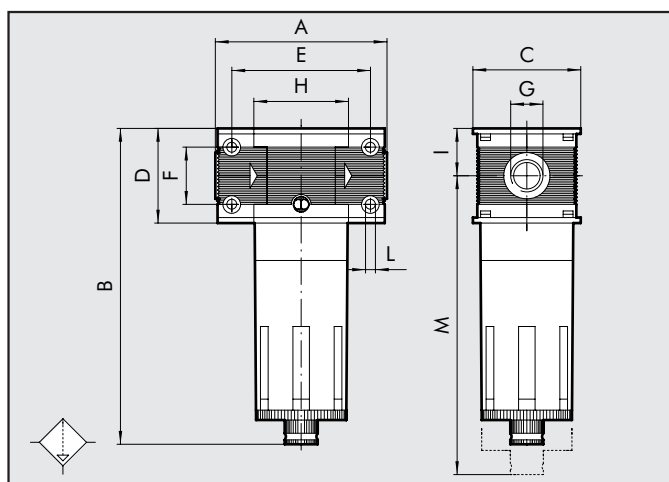
$$\Delta P = (P_m - P_v)$$

Psi    KPa    bar  
       30    0,3



- A = 2 bar - 0,2 MPa - 29 psi
- B = 4 bar - 0,4 MPa - 58 psi
- C = 6 bar - 0,6 MPa - 87 psi
- D = 8 bar - 0,8 MPa - 116 psi
- E = 10 bar - 1 MPa - 145 psi

### DIMENSIONS



	AC 100	AC 100	AC 200	AC 200	AC 200	AC 300	AC 300	AC 300
Th. p.	G 1/4	G 3/8	G 1/4	G 3/8	G 1/2	G 1/2	G 3/4	G 1"
A	78			93.5		110		112
B	144			175		195		
C	50			63		72		
D	43			55		65		
E	63			78.5		92		
F	26			36		42		
G	G 1/4	G 3/8	G 1/4	G 3/8	G 1/2	G 1/2	G 3/4	G 1"
H	43			55.5		65		
I	21.5			27.5		32.5		
L	M4 hole			M5 hole		M5 hole		
M	137			196		215		

# Skillair® 400 ACTIVE CARBON FILTER

Active carbon filtering systems are the most efficient in the industry as they eliminate all traces of oils, solvents and hydrocarbons, and remove unpleasant odours from the air.

The operating principle is based on active carbon's ability to absorb the majority of the polluting particles in the air thanks to the presence of tiny passages inside the carbon granules.

The incoming air must be filtered (5 µm) and purified (0.01 µm) to increase the duration and efficiency of the cartridge.

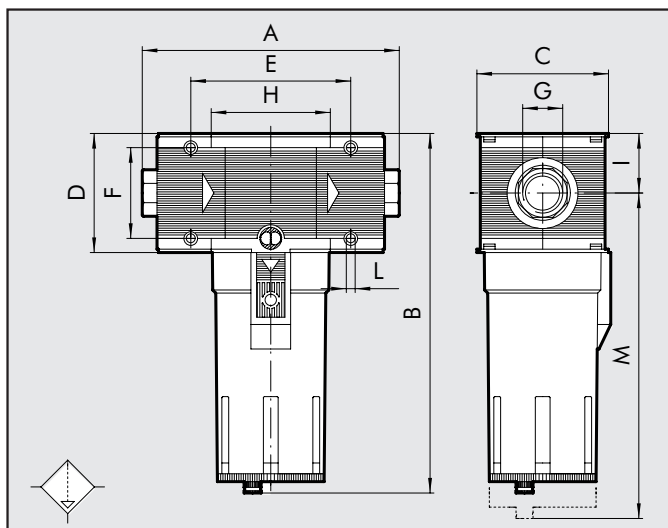
The cartridge must be replaced at set intervals since there is no difference in load loss between an efficient cartridge and a saturated one.

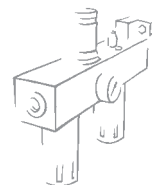
**N.B. To maintain the same performance and duration specified on the data sheet, the load loss ( $\Delta P$ ) must not exceed 75 mbar.**



TECHNICAL DATA	AC 400			
	G 1"	G 1"1/4	G 1"1/2	G 2"
Threaded port	G 1"	G 1"1/4	G 1"1/2	G 2"
Residual oil at 20°C *	mg/m <sup>3</sup> 0,003			
Duration of cartridge *	Hours 1000			
Max. inlet pressure	MPa 1.3			
	Bar 13			
	psi 188			
Fluid	0,01 µm filtered and deputed air			
Max temperature at: 1 MPa; 10 bar; 145 psi	°C 50			
	°F 122			
Weight	Kg 4.2		5	
Wall fixing screws	M6x110			
Mounting position	In any position			
Drain	Manual/Semi-auto (RMSA)			
Notes on use	Upstream it's necessary to mount a coalescence filter depurator of 0,01mm. Series 400 end plates come with a patented system with a rotary sliding end joint to allow the unit to be adapted to the pipe cutting distance.			
* if the load loss of 75 mbar is not exceeded				

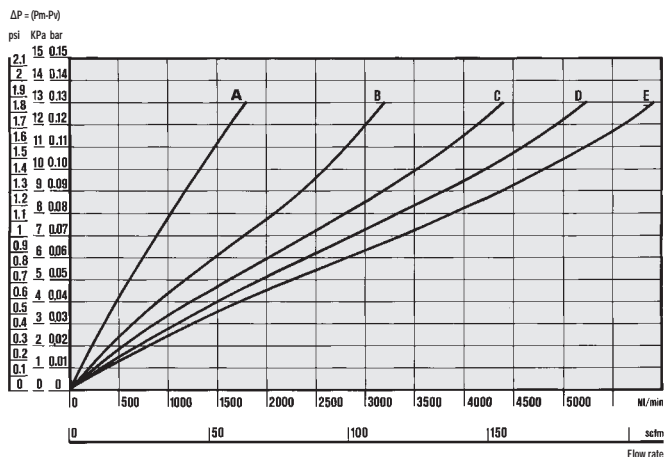
DIMENSIONS	AC 400			
	G 1"	G 1"1/4	G 1"1/2	G 2"
Threaded port	G 1"	G 1"1/4	G 1"1/2	G 2"
A	225÷255			
B	320			
C	116			
D	105			
E	141.4			
F	80			
G	G 1"	G 1"1/4	G 1"1/2	G 2"
H	105.4			
I	52.5			
L	M6 hole			
M	378			





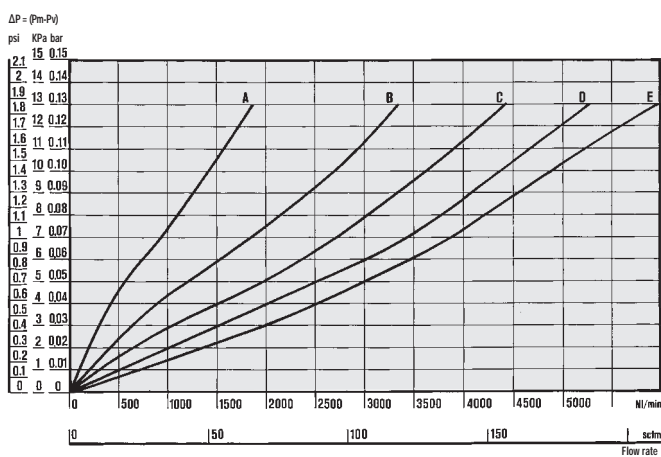
## FLOW CHARTS

### AC 400 1"



- A = 2 bar - 0,2 MPa - 29 psi
- B = 4 bar - 0,4 MPa - 58 psi
- C = 6 bar - 0,6 MPa - 87 psi
- D = 8 bar - 0,8 MPa - 116 psi
- E = 10 bar - 1 MPa - 145 psi

### AC 400 2"



- A = 2 bar - 0,2 MPa - 29 psi
- B = 4 bar - 0,4 MPa - 58 psi
- C = 6 bar - 0,6 MPa - 87 psi
- D = 8 bar - 0,8 MPa - 116 psi
- E = 10 bar - 1 MPa - 145 psi

## KEY TO CODES

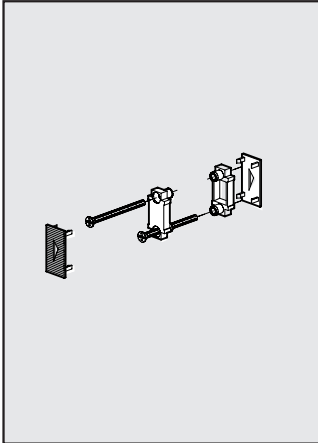
AC	100	1/4	RMSA	RMSA: Manual/semi-auto drain.
ELEMENT	SIZE	THREADED PORT	TYPE OF DRAIN	
AC: ACTIVE CARBON	100	1/4	RMSA	
	200	3/8		
	300	1/2		
	400	3/4		
		1		
		1 1/4		
		1 1/2		
		2		

## ORDERING CODES

Code	Description	Code	Description
<b>SKILLAIR 100 ACTIVE CARBON FILTER</b>		<b>SKILLAIR 300 ACTIVE CARBON FILTER</b>	
3288003A	FIL AC 100 RMSA WITHOUT END PLATES	4488003A	FIL AC 300 RMSA WITHOUT END PLATES
3288003	FIL AC 100 1/4 RMSA	4488003	FIL AC 300 1/2 RMSA
3388003	AC 100 3/8 RMSA	4588003	FIL AC 300 3/4 RMSA
		4688003	FIL AC 300 1 RMSA
<b>SKILLAIR 200 ACTIVE CARBON FILTER</b>		<b>SKILLAIR 400 ACTIVE CARBON FILTER</b>	
3488003A	FIL AC 200 RMSA WITHOUT END PLATES	6188003A	FIL AC 400 RMSA WITHOUT END PLATES
3488003	FIL AC 200 1/4 RMSA	6188003	FIL AC 400 1 RMSA
3588003	FIL AC 200 3/8 RMSA	6288003	FIL AC 400 1 1/4 RMSA
3688003	FIL AC 200 1/2 RMSA	6388003	FIL AC 400 1 1/2 RMSA
		6488003	FIL AC 400 2 RMSA

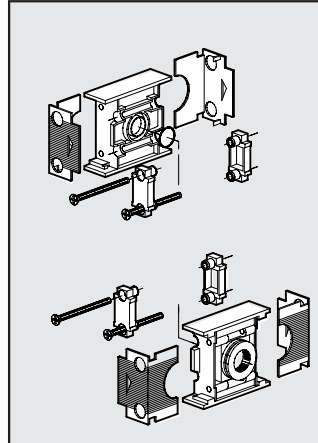
# ACCESSORIES

## CONNECTOR KIT FOR SKILLAR CODE "A"



Code	Description
9230301	ACC. CONNECTOR KIT 100
9330301	ACC. CONNECTOR KIT 200
9430301	ACC. CONNECTOR KIT 300
9630301	ACC. CONNECTOR KIT 400

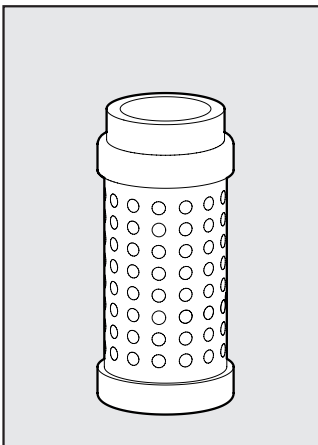
## INPUT/OUTPUT END PLATE KIT



Code	Description
9230401	ACC. IN/OUT END PLATE KIT 100 1/4"
9330501	ACC. IN/OUT END PLATE KIT 100 3/8"
9330601	ACC. IN/OUT END PLATE KIT 200 1/4"
9330701	ACC. IN/OUT END PLATE KIT 200 3/8"
9330801	ACC. IN/OUT END PLATE KIT 200 1/2"
9430701	ACC. IN/OUT END PLATE KIT 300 1/2"
9530901	ACC. IN/OUT END PLATE KIT 300 3/4"
9531001	ACC. IN/OUT END PLATE KIT 300 1"
9631001	ACC. IN/OUT END PLATE KIT 400 1"
9631101	ACC. IN/OUT END PLATE KIT 400 1 1/4"
9631201	ACC. IN/OUT END PLATE KIT 400 1 1/2"
9631301	ACC. IN/OUT END PLATE KIT 400 2"

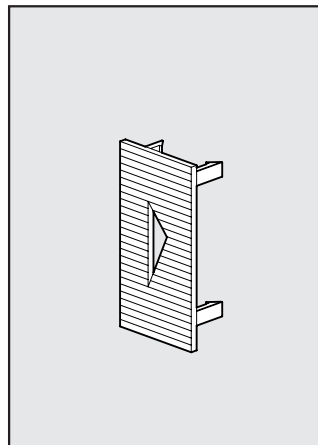
# SPARES

## CARTRIDGE AC



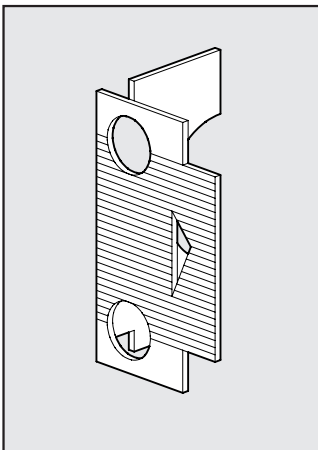
Code	Description
9251713	SPARES CARTRIDGE 100 AC
9351713	SPARES CARTRIDGE 200 AC
9451713	SPARES CARTRIDGE 300 AC
9651712	SPARES CARTRIDGE 400 AC

## INTERMEDIATE COVER PLATE



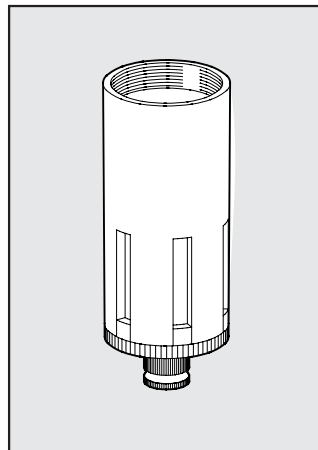
Code	Description
9152107	SPARES INTERMEDIATE COVER PLATE 100
9152114	SPARES INTERMEDIATE COVER PLATE 200
9152108	SPARES INTERMEDIATE COVER PLATE 300
9152117	SPARES INTERMEDIATE COVER PLATE 400

## INPUT/OUTPUT COVER PLATE



Code	Description
9152103	SPARES OUTPUT COVER PLATE 100
9152105	SPARES INPUT COVER PLATE 100
9152115	SPARES OUTPUT COVER PLATE 200
9152116	SPARES INPUT COVER PLATE 200
9152104	SPARES OUTPUT COVER PLATE 300
9152106	SPARES INPUT COVER PLATE 300
9152118	SPARES OUTPUT COVER PLATE 400
9152119	SPARES INPUT COVER PLATE 400

## FILTER BOWL



Code	Description
9253301	SPARES TF 100 RMSA
9353301	SPARES TF 200 RMSA
9453301	SPARES TF 300 RMSA
9653301	SPARES TF 400 RMSA

METAL WORK S.p.A

Head office: Via Segni, 5-7-9 25062 - Concesio (Brescia) Italy - Tel. 030 21 87 11 - Fax 030 21 80 569  
www.metalwork.it - metalwork@metalwork.it

The dimensions shown in this catalogue are subject to variations at any time without prior notice